



The ally on all your missions

**2012** MILITARY / PROFESSIONAL PRESENTATION

## Our Brand



- Designer & boat builder,
- Founded in 1990,
- Based in Le Lude / France



### Core ranges in military & professional: Rigid Inflatable Boats

- from 4.50m to 8.50m,
- Hull made in Glass Reinforced Plastic (GRP),
- Single or Twin outboard propulsion solutions,

## Our Assets



- Making Rigid Inflatable Boats (RIBs) for more than 20 years,
- Capacity to design and develop on demand a range of proven sea-worthy boats, which are reliable, fast and tough, while at the same time being easy to handle and to maintain,
- Provide numerous accessories / options / deck set up to suit all kind of missions,
- Operational training for maintenance and repairs, either in-house or on site,
- A complete after sales service program and life cycle logistic support,
- All Zeppelin craft are Unsinkable classified,
- Totally handmade in France.

**Essential** to every mission

**Support** your troops



## Our Knowledge



*Each boat is entirely produced in Le Lude / France*

### Inflatable structures:

- Using high performance Hypalon™ (1,670 or 1,880 dtx) → Robust and long lasting  
Cold assembled / Internal reinforcement / Constructed in section

### Hulls:

- Optimized hull shapes → Performance with reduced engine power  
GRP / Various shape among the needs / Specially adapted profiles

### Accessories / Options:

- Numerous customized installations of special equipment  
Seats / Steering console / Electronic / armament support / mine recovery

Zeppelin provide the solution allowing you to get on with essentials aims : **Successful missions**

## Our products range



### **Military versatile**

- Multi purpose boats with a medium V Hull
- 5.00m,

### Inflatable structures:

- Using high performance Hypalon™ (1,670 or 1,880 dtx)
  - Tough basics RIB / well-priced

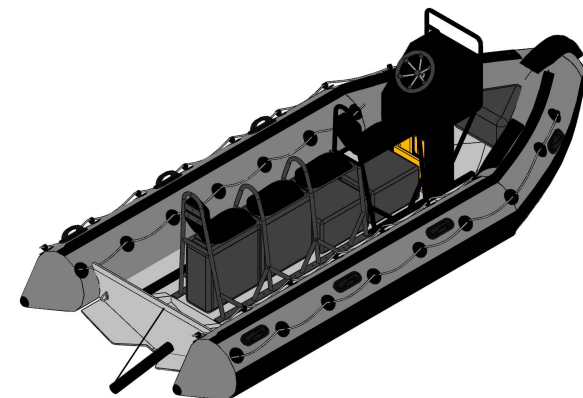


### Hulls:

- Medium V hull shapes
  - Highly maneuverable and efficient in shallow water

### Benefits:

- quick to launch / Adapted to tender ships
- very maneuverable in shallow waters,





# Our products range



## **Interception**

- Extreme conditions boats,
- 6.10m & 6.70m,

## Inflatable structures:

- Using high performance Hypalon™ (1,670 or 1,880 dtx)
  - Durability unmatched on the market




## Hulls:

- Deep hull shapes → Proven stability in all sea conditions
- Wide range of deck configuration → Customizable & easy maintenance

## Benefits:

- outstanding performance,
- remarkable stability in all seas and weathers,



# Our products range



## **Patrol boats**

- Large autonomy boats,
- 5m & 7.50m,

### Inflatable structures:

- Using high performance Hypalon™ (1,670 or 1,880 dtx)  
→ Tough basics RIB



### Hulls:

- Deep hull shapes → Proven stability in all sea conditions
- Wide range of deck configuration → Customizable & easy maintenance

### Benefits:

- Seaworthy RIBs,
- Highly stable when stationary,



## Our products range



### **Fire / Rescue**

- Emergency situations boats,
- 4.50m, 7.50m & 8.50m,



### Inflatable structures:


- Using high performance Hypalon™ (1,670 or 1,880 dtx) → Tough basics RIB with excellent reputation

### Hulls:

- Deep hull shapes → Proven stability in all sea conditions
- Wide range of deck configuration → Customizable & easy maintenance

### Benefits:

- Versatile platform (large interior space),
- Efficient load carriers,





# Our products range



## **Sport safety / tenders**

- Leisure boats,
- 6.10m, 6.40m & 7.50m,

### Inflatable structures:

- Using high performance Hypalon™ (1,670 or 1,880 dtx)
  - Tough basics RIB / well-priced




### Hulls:

- Wide range of deck configuration
  - Customizable & easy maintenance

### Benefits:

- dedicated to sports activities (sailing, diving,...)
- Handy, practical, well equipped,



# Our products range



## Passengers transport

- Seating facilities,
- 8.50m,

### Inflatable structures:

- Using high performance Hypalon™ (1,670 or 1,880 dtx)  
→ Tough basics RIB




### Hulls:

- Deep hull shapes → Highly stable when stationary
- Integrated professional features → Customizable & easy maintenance

### Benefits:

- Functional & practical,
- Efficient load carriers,





**HEADQUARTERS**

**La Pointe / 72 800 Le Lude / France**

**e-mail: [info@zeppelin.fr](mailto:info@zeppelin.fr) - Tel : +33 2 43 48 17 10 - Fax: + 33 2 43 96 02 57**

**AFRICA - MIDDLE EAST - ASIA PACIFIC OFFICE**

**Room 1702 / Asian House / 1, Hennessy Road / Wan Chai / Hong Kong (SAR)**

**e-mail: [elucien@zeppelin.fr](mailto:elucien@zeppelin.fr) - HP : +33 (0) 6 45 06 02 67**

**[www.zeppelin.fr](http://www.zeppelin.fr)**